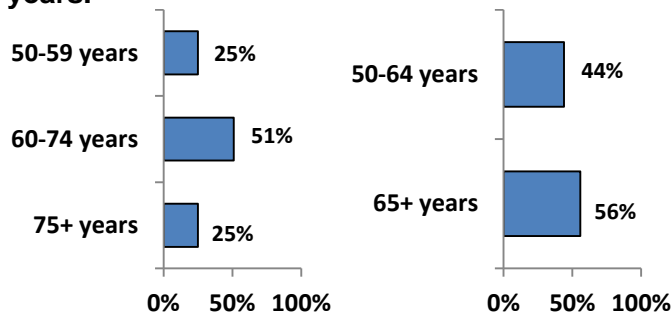


# MARYLAND Member Profile

The median age of AARP members in Maryland is 66 years.



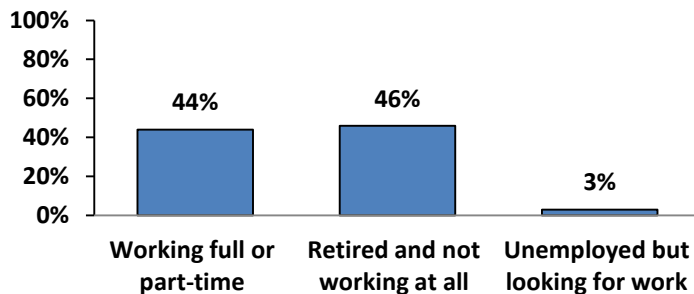
Over half of members in Maryland are married, while some are divorced or separated.

- Married (54%)
- Living with partner (2%)
- Widowed (19%)
- Divorced (16%)
- Separated (3%)
- Never been married (7%)

The average median household income for 50+ heads of households in Maryland from 2009-2010 was \$65,000.<sup>i</sup>

Sixteen percent of Maryland AARP members reported their household income in 2011 in this range: \$35,001 to \$50,000. Seventeen percent reported income between \$50,001 and \$75,000; and 38 percent reported income higher than \$75,000.

Almost half of members in Maryland are employed. Few (9%) own their own business.<sup>ii</sup>



Most members in Maryland are White or Caucasian.

- White or Caucasian (74%)
- Black or African-American (22%)
- American-Indian or Alaska Native (2%)
- Asian (2%)
- Hispanic or Latino (1%)
- Native Hawaiian or Pacific Islander (0%)
- Other (2%)

Many members in Maryland (21%) and/or their spouses (9%) have a disability; most (68%), however, do not.

Many members in Maryland (35%) are caregivers to a spouse/partner, parent, grandparent, older relative or other adult.

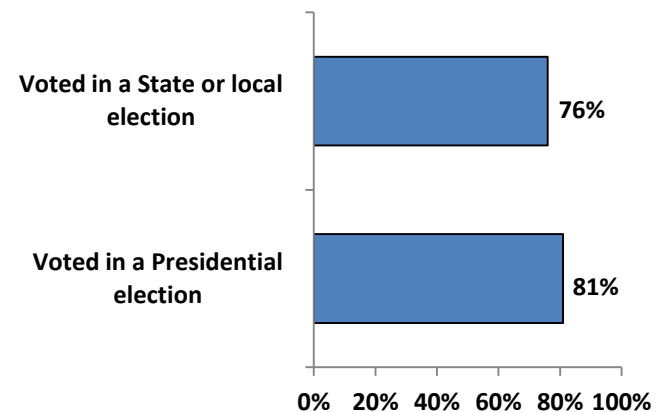
- Few members are primary caregivers for their grandchildren (9%).

The majority of members in Maryland (80%) own their homes. Some members (24%) have parents/parents-in-law, adult children, and/or adult grandchildren who live in their household.

Almost half of members in Maryland (43%) say they are extremely or very comfortable using technology.

- Own a cell phone (93%)
- Own a smartphone (32%)

Since 2008, the majority of Maryland members (82%) have voted in elections.



## Methodology

In May 2012, AARP surveyed a stratified random sample of 140,000 AARP members in all 50 states, the District of Columbia, Puerto Rico, and the U.S. Virgin Islands. Members completed surveys in one of two ways—web or paper. Members with registered email addresses were invited to complete the survey by web or by paper. They also were sent email reminders to complete the web survey or request a paper survey in the mail. All members who did not complete the survey by web were sent the paper survey in the mail. Members without a registered email address were sent a prenotification letter by mail. Members who were sent a paper survey by mail also were sent a reminder postcard and a second paper survey if the first had not been received by the date of the second mailing. Surveys sent to Puerto Rico were sent in both Spanish and English.

Across all states and territories, 38,155 members returned surveys for a response rate of 27 percent. Data were weighted to approximate the membership base. In Maryland, 2,530 members were contacted with 655 completing and returning their survey. The overall response rate for Maryland was 25.9 percent. The margin of error for Maryland respondents is  $\pm 3.8$  percent.

AARP is a nonprofit, nonpartisan organization, with a membership of more than 37 million, that helps people 50+ have independence, choice and control in ways that are beneficial to them and society as a whole. AARP does not endorse candidates for public office or make contributions to either political campaigns or candidates. We produce AARP The Magazine, the definitive voice for Americans 50+ and the world's largest-circulation magazine; AARP Bulletin, the go-to news source for the 50+ audience; [www.aarp.org](http://www.aarp.org); AARP VIVA, a bilingual lifestyle multimedia platform addressing the interests and needs of Hispanic Americans; and national television and radio programming including My Generation and Inside E Street. The AARP Foundation is an affiliated charity that provides security, protection, and empowerment to older persons in need with support from thousands of volunteers, donors, and sponsors. AARP has staffed offices in all 50 states, the District of Columbia, Puerto Rico, and the U.S. Virgin Islands. Learn more at [www.aarp.org](http://www.aarp.org).



**AARP**

**Research & Strategic Analysis**

**For more information, please contact Joanne Binette at:**

**202.434.6303 or e-mail [jbinette@aarp.org](mailto:jbinette@aarp.org)**

---

<sup>i</sup> Source: U.S. Census Bureau, 2010 American Community Survey PUMS. Compiled by AARP Research and Strategic Analysis. Data reports median household income based on heads of household age 50 and older (USA Total N = 681,074). Precision of estimates vary in accordance with available sample size by state.

<sup>ii</sup> "Business owners" are respondents who either indicated their employment status as "self-employed full-time" or "self-employed part-time," or said they own a business and have at least one other person they pay as an employee.